














































# 6 100m Individual Medley Men Final

Official

Total

Rank	Competitor	Age	Club	RT	PTS	Result
1	 Lewis Clareburt	26	 Club 37	0.69		53.64 Entry: 54.21 <span>-0.57</span>
	25m: 11.03 50m: 24.81 (13.78) 75m: 40.81 (16.00) 100m: 53.64 (12.83)					
2	 Cameron Gray	22	 United Swimming Club	0.68		53.77 Entry: 55.05 <span>-1.28</span>
	25m: 10.84 50m: 23.96 (13.12) 75m: 40.56 (16.60) 100m: 53.77 (13.21)					
3	 Sam Brown	21	 Coast Swimming Club	0.72		54.41 Entry: 55.14 <span>-0.73</span>
	25m: 11.46 50m: 24.96 (13.50) 75m: 40.92 (15.96) 100m: 54.41 (13.49)					
4	 Blake Elliott	22	 Pukekohe Swimming Club	0.20		54.51 Entry: 55.15 <span>-0.64</span>
	25m: 11.11 50m: 25.65 (14.54) 75m: 40.69 (15.04) 100m: 54.51 (13.82)					
5	 Ryan Peck	19	 Club 37	0.68		55.69 Entry: 55.29 <span>+0.40</span>
	25m: 11.33 50m: 25.32 (13.99) 75m: 41.83 (16.51) 100m: 55.69 (13.86)					
6	 Daniel Williams (V)	19	 PADE Supersharkz Malaysia	0.66		56.33 Entry: 56.35 <span>-0.02</span>
	25m: 11.59 50m: 26.04 (14.45) 75m: 42.40 (16.36) 100m: 56.33 (13.93)					
7	 Orlando Hardie	17	 Hamilton Aquatics	0.66		57.19 Entry: 56.55 <span>+0.64</span>
	25m: 11.35 50m: 25.86 (14.51) 75m: 43.26 (17.40) 100m: 57.19 (13.93)					
8	 Harrison Biddell (V)	20	 South Australia	0.62		57.26 Entry: 56.52 <span>+0.74</span>
	25m: 11.73 50m: 26.98 (15.25) 75m: 42.89 (15.91) 100m: 57.26 (14.37)					
9	 Nemanja Markovic	17	 North Shore Swimming Club	0.64		57.28 Entry: 56.96 <span>+0.32</span>
	25m: 11.58 50m: 26.91 (15.33) 75m: 43.21 (16.30) 100m: 57.28 (14.07)					
10	 Luojingxi Chen	16	 Nga Tai Tuatea a Taraika Swimm	0.64		57.40 Entry: 56.88 <span>+0.52</span>
	25m: 11.97 50m: 26.29 (14.32) 75m: 43.31 (17.02) 100m: 57.40 (14.09)					
		16	 South Australia	0.66		56.94

11	 Oscar Dingwall (V)									Entry: 56.78 +0.16
	25m: 11.77	50m: 26.08 (14.31)	75m: 42.51 (16.43)	100m: 56.94 (14.43)						
12	 Alessandro Esposito	21	 Nga Tai Tuatea a Taraika Swimm					0.67	57.11	Entry: 57.84 -0.73
	25m: 11.98	50m: 25.89 (13.91)	75m: 43.15 (17.26)	100m: 57.11 (13.96)						
13	 Liam Rees	18	 Kiwi ASC					0.69	57.62	Entry: 57.33 +0.29
	25m: 12.20	50m: 26.62 (14.42)	75m: 43.86 (17.24)	100m: 57.62 (13.76)						
14	 Roman Anderson	16	 Tawa Swimming Club					0.24	57.76	Entry: 57.70 +0.06
	25m: 11.99	50m: 26.48 (14.49)	75m: 43.14 (16.66)	100m: 57.76 (14.62)						
15	 Hunter Lloyd	17	 Raumati Swimming Club					0.65	57.85	Entry: 58.34 -0.49
	25m: 11.86	50m: 26.29 (14.43)	75m: 43.41 (17.12)	100m: 57.85 (14.44)						
16	 Lucas Wilson (V)	21	 UWA-West Coast Swimming Club					0.69	58.40	Entry: 57.68 +0.72
	25m: 11.58	50m: 26.56 (14.98)	75m: 44.10 (17.54)	100m: 58.40 (14.30)						
17	 Eric Wong	16	 Ice Breaker Aquatics					0.61	58.49	Entry: 57.85 +0.64
	25m: 11.72	50m: 26.99 (15.27)	75m: 44.24 (17.25)	100m: 58.49 (14.25)						
18	 William Campbell	30	 Wharenui Swim Club					0.70	59.15	Entry: 58.28 +0.87
	25m: 11.72	50m: 26.29 (14.57)	75m: 44.22 (17.93)	100m: 59.15 (14.93)						
19	 Grayson Coulter	13	 North Shore Swimming Club					0.67	59.23	Entry: 58.42 +0.81
	25m: 12.00	50m: 26.77 (14.77)	75m: 44.96 (18.19)	100m: 59.23 (14.27)						
20	 Joseph Reiher	18	 Porirua City Aquatics					0.72	59.51	Entry: 58.56 +0.95
	25m: 12.15	50m: 28.31 (16.16)	75m: 44.95 (16.64)	100m: 59.51 (14.56)						
21	 Elwin Bao	17	 North Shore Swimming Club					0.73	58.68	Entry: 58.61 +0.07
	25m: 12.51	50m: 27.52 (15.01)	75m: 44.14 (16.62)	100m: 58.68 (14.54)						
22	 William Delamare	17	 Coast Swimming Club					0.68	58.95	Entry: 58.62 +0.33
	25m: 11.80	50m: 26.91 (15.11)	75m: 44.40 (17.49)	100m: 58.95 (14.55)						
23	 Flynn Beattie	17	 Mt Maunganui Swimming Club					0.68	59.56	Entry: 59.39 +0.17

	25m:	12.06	50m:	26.62 (14.56)	75m:	44.84 (18.22)	100m:	59.56 (14.72)				
<b>24</b>	 Joel Verran								19	 Wharenui Swim Club	0.68	<b>59.65</b> Entry: 59.37 <b>+0.28</b>
	25m:	11.98	50m:	27.16 (15.18)	75m:	44.99 (17.83)	100m:	59.65 (14.66)				
<b>25</b>	 Declan Broadfoot								15	 Pirates Swim Team	0.66	<b>59.84</b> Entry: 59.31 <b>+0.53</b>
	25m:	12.42	50m:	27.37 (14.95)	75m:	45.22 (17.85)	100m:	59.84 (14.62)				
<b>26</b>	 Danny Sun								15	 North Shore Swimming Club	0.79	<b>59.88</b> Entry: 59.22 <b>+0.66</b>
	25m:	12.71	50m:	28.53 (15.82)	75m:	45.37 (16.84)	100m:	59.88 (14.51)				
<b>27</b>	 Kase Glintmeyer								14	 Coast Swimming Club	0.68	<b>59.95</b> Entry: 59.54 <b>+0.41</b>
	25m:	12.19	50m:	27.09 (14.90)	75m:	44.65 (17.56)	100m:	59.95 (15.30)				
<b>28</b>	 Jonathan Swanepoel								18	 Coast Swimming Club	0.62	<b>1:00.45</b> Entry: 59.54 <b>+0.91</b>
	25m:	12.43	50m:	27.14 (14.71)	75m:	45.49 (18.35)	100m:	1:00.45 (14.96)				
<b>29</b>	 Vincent Downs-Honey								26	 Club 37	0.24	<b>1:00.48</b> Entry: 59.20 <b>+1.28</b>
	25m:	12.36	50m:	27.60 (15.24)	75m:	45.90 (18.30)	100m:	1:00.48 (14.58)				
<b>30</b>	 Caleb Yin								15	 Mt Eden Swimming	0.72	<b>1:01.02</b> Entry: 58.98 <b>+2.04</b>
	25m:	12.63	50m:	28.60 (15.97)	75m:	45.66 (17.06)	100m:	1:01.02 (15.36)				